

Citron Emulator Guide & Tutorials

YGGTorrent

Version 1.6

December 2025
Platform: Windows



High Performance

Optimized for modern hardware
with multi-core support



Wide Compatibility

Support for most popular
Homebrew titles



Advanced Graphics

Vulkan and OpenGL backend
support

Versioning

Date (MM/DD/YYYY)	Version	Remarks
02/06/2024	Draft version	Initial document.
02/08/2024	1.0	First release with all sections.
02/09/2024	1.05	Add print screen of Yuzu with Nintendo Games.
12/28/2025	1.06	Update Doc for Citron Emulator.

Table of Contents

Citron Emulator: Introduction.....	4
What Is Citron Emulator?.....	5
Citron Emulator Guide & Tutorials: How to Setup Citron Emulator on PC (Windows).....	7
Download and Install Microsoft Visual C++ For Windows User	8
Install Citron Emulator on my PC	9
How to fix Citron Encryption Keys Are Missing	12
How to fix Citron Firmware is Missing	15
Recommended to Configure Citron Emulator.....	17
Controls Setting:	18
Applied Citron Updated when available:	19
How to install updated games (incremental version)	20
How to Install/Play Nintendo Switch Game in Citron emulator	21
What kind of games file will run in Citron emulator?	25
What Systems Is the Citron Emulator Available On?	26
FAQs – Citron Emulator Guide	27
Can my PC run Citron emulator?.....	27
Do you need Microsoft Visual C++ for Citron?	27
Is Citron emulator free?	27
Links/References:.....	28
Yuzu forks overview:.....	28
Links:.....	29

Citron Emulator: Introduction



Do you like Nintendo games? Are You Looking for a Citron Emulator Guide?

There are many people who know or hear about Citron emulator but they do not know how to configure it. So this guide is made for you.

Citron is based on previous Yuzu development. People have different questions regarding Citron emulator, so today we are trying to answer all these questions in this guide.

We hope you will like our guide on Citron emulator.

Most of Nintendo's games are very expensive. If you are looking for an emulator through which you can play Nintendo Switch games, then Citron emulator is one of the best (after few challenges with Switch emulators like Yuzu, Suyu and other forks, Citron is more reliable and development is stable and reliable).



Another good one is Ryujinx but today, let's focus on Citron.

In this Guide we will focus on several configuration items and also try to answer some recurrent questions or concerns regarding that emulator.

Enjoy this guide. Fabio64000.

What Is Citron Emulator?

Citron is a high-performance, open-source Nintendo Switch emulator for PC (Windows, Mac, Linux) and Android, known for its user-friendly interface and focus on running homebrew games smoothly, aiming to provide a fast, portable Switch gaming experience, especially on powerful mobile devices. After a period of dormancy, it was revived with a complete rewrite for improved compatibility, rendering, and performance, becoming a popular choice alongside other Switch emulators for playing legally owned games and homebrew titles.

Key Features & Characteristics:

- **High Performance:** Optimized for speed with Vulkan/OpenGL support, offering smooth gameplay on capable hardware, particularly Snapdragon/Mali Android devices.
- **Cross-Platform:** Available for Windows, macOS, Linux, and Android.
- **User-Friendly:** Features a clean interface, easy setup, and controller configuration options.
- **Homebrew Focus:** Primarily designed for legal homebrew games and apps, with support for popular titles.
- **Fork & Rewrite:** A newer version involves a complete rewrite, aiming for originality and improved features over older forks.
- **Compatibility:** Requires users to import Nintendo Switch files (like keys) and aims to run major titles like *Zelda* and *Mario Kart*.

This emulator also supports many controllers as well as mouse and keyboard. Through this, we will be able to play the game using the controller.

Citron emulator is completely free. It's a fork of Yuzu.

Featured Games

Experience the best Nintendo games with enhanced performance and graphics



The Legend of Zelda: Tears of the Kingdom

60 FPS Perfect

Graphics API: Vulkan
Required RAM: 16GB
Average FPS: 60 (30-60 native)



Super Mario Bros. Wonder

60 FPS Perfect

Graphics API: Vulkan
Required RAM: 8GB
Average FPS: 60



Pokémon Scarlet & Violet

Perfect 30-60 FPS

Graphics API: Vulkan
Required RAM: 12GB
Average FPS: 30-60



Metroid Prime Remastered

60 FPS Perfect

Graphics API: Vulkan
Required RAM: 8GB
Average FPS: 60



Super Smash Bros. Ultimate

60 FPS Perfect

Graphics API: Vulkan
Required RAM: 8GB
Average FPS: 60



Mario Kart 8 Deluxe

60 FPS Perfect

Graphics API: Vulkan
Required RAM: 8GB
Average FPS: 60



Hollow Knight

60 FPS Perfect

Graphics API: Vulkan
Required RAM: 4GB
Average FPS: 60



Hades

60 FPS Perfect

Graphics API: Vulkan
Required RAM: 4GB
Average FPS: 60



Celeste

60 FPS Perfect

Graphics API: Vulkan
Required RAM: 4GB
Average FPS: 60

Citron Emulator Guide & Tutorials: How to Setup Citron Emulator on PC (Windows)

There are many people who know about Citron emulator for the first time and they try to install this emulator. When they install the emulator, they are facing some issue or challenges on their computer.

This guide for you, and will become better after receiving some feedback, including errors to launch games, optimized parameters. We are for now focusing on the PC installation and configuration.

Note: Keep in mind that your computer's RAM must be minimum 8GB. The game will run smooth on the emulator with 8Gb Ram.

First of all, we have to download the Citron emulator by visiting its official website. After the emulator is downloaded, you have to install the latest version of Microsoft Visual C++.

Requirement File

Option 1: Use YGGTorrent (and my uploads!!) to download the latest Citron version.

Option 2: Download from Citron Emulator Website:
<https://git.citron-emu.org/Citron/Emulator/releases>

Install Dependencies

Install required Visual C++ and DirectX packages

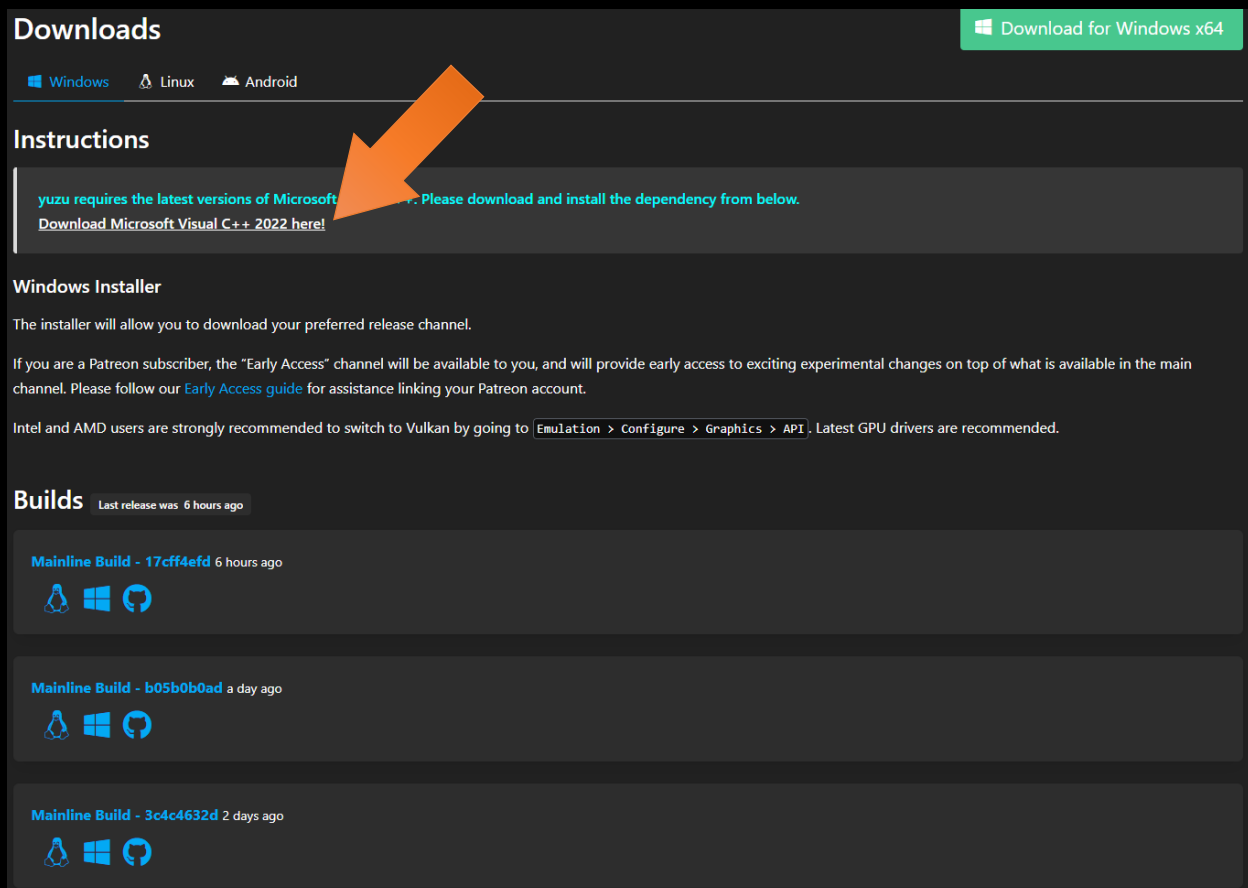
Latest Version Microsoft Visual C++: [Download Now](#)
DirectX Packages: <https://www.microsoft.com/en-us/download/details.aspx?id=35>

Download and install Microsoft Visual C++.

Download and Install Microsoft Visual C++ For Windows User

Step 1: First of all, visit this website to download Microsoft Visual C++.
Microsoft Visual C++: <https://learn.microsoft.com/en-us/cpp/windows/latest-supported-vc-redist?view=msvc-170>

Step 2: Follow that Orange arrow URL marked in the screenshot below to download the file.



The screenshot shows the 'Downloads' page of the Citron Emulator website. At the top right, there is a green button labeled 'Download for Windows x64'. Below this, there are tabs for 'Windows', 'Linux', and 'Android'. The 'Instructions' section contains a message: 'yuzu requires the latest versions of Microsoft Visual C++ 2022. Please download and install the dependency from below. Download Microsoft Visual C++ 2022 here!'. A large orange arrow points to this link. Below the instructions, there is a 'Windows Installer' section with text about release channels and GPU drivers. At the bottom, there is a 'Builds' section showing three mainline builds with their respective commit hashes and release times.

Step 3: Install by double clicking.

After Microsoft Visual C++ is installed, read the further process to install Citron emulator.

Install Citron Emulator on my PC

3 major steps: Nintendo Keys, Nintendo Firmware and ISO folders.

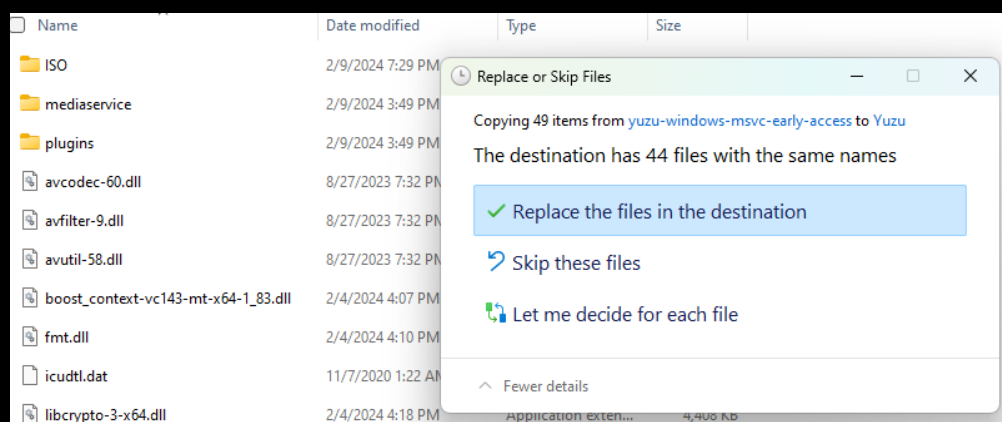
Step 1: Visit YGGTorrent and select the latest “Nintendo Switch Emulateur Citron + Prod Keys x.x.x”

EMULAT.	File Name	Downloads	Seeds	Age	Size	Score	Comments	Ratio
EMULAT.	[Windows] Nintendo Switch Emulateur Yuzu EA Early Access 4111 + Prod Keys 17.0.0	10	0	4 jours	212.96Mo	283	69	1
EMULAT.	[Windows] Nintendo Switch Emulateur Yuzu EA Early Access 4093 + Prod Keys 17.0.0	8	0	12 jours	212.64Mo	447	76	1
EMULAT.	[Linux] Nintendo Emulateur Yuzu EA Early Access 4074 + Prod Keys 17.0.0	1	0	20 jours	63.11Mo	79	19	0
EMULAT.	[Windows] Nintendo Switch Emulateur Yuzu EA Early Access 4074 + Prod Keys 17.0.0	15	0	20 jours	212.19Mo	554	55	1
EMULAT.	[Windows] Nintendo Switch Emulateur Yuzu EA Early Access 4063 + Prod Keys 17.0.0	8	0	27 jours	212.09Mo	507	51	0
EMULAT.	[Linux] Nintendo Emulateur Yuzu EA Early Access 4048 + Prod Keys 17.0.0	1	0	1 mois	63.66Mo	63	6	0
EMULAT.	[Windows] Nintendo Emulateur Yuzu Early Access 4048 + Prod Keys 17.0.0	4	0	1 mois	212.02Mo	360	44	1
EMULAT.	[Windows] Nintendo Emulateur Yuzu Early Access 4046 + Prod Keys 17.0.0	1	0	1 mois	211.92Mo	19	2	0

Step 2: Copy the download files to a specific folder on your computer, like a D Drive. C is ok but not the recommended option.



If you have a previous version already installed, click on “replace the files in the destination”, your full config, Games, Keys and Settings will remain.



Step 3: Open that folder and click on Citron.exe.

If this message appears on Windows 11, click on '**More info**'

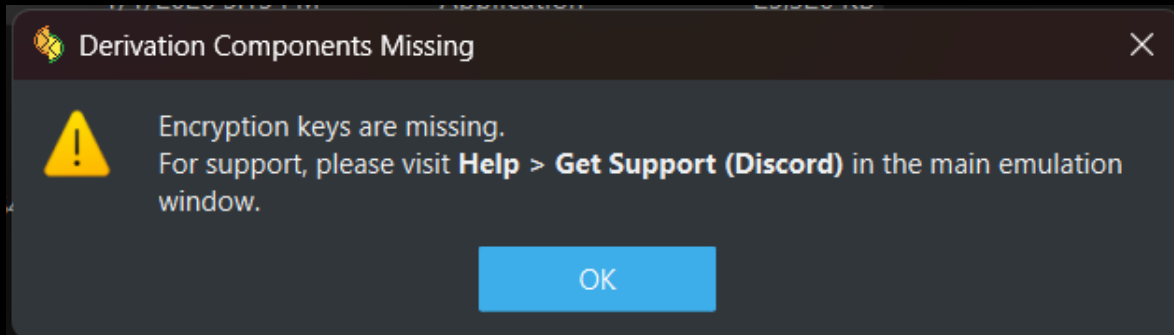


And then



Click "Run anyway". This popup message will not appear anymore.

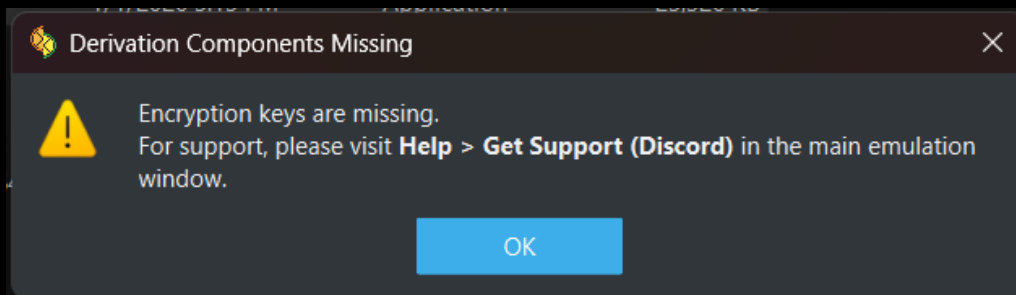
Step 4: at first launch, Citron should be mentioning that error message: “Encryption keys are missing”.



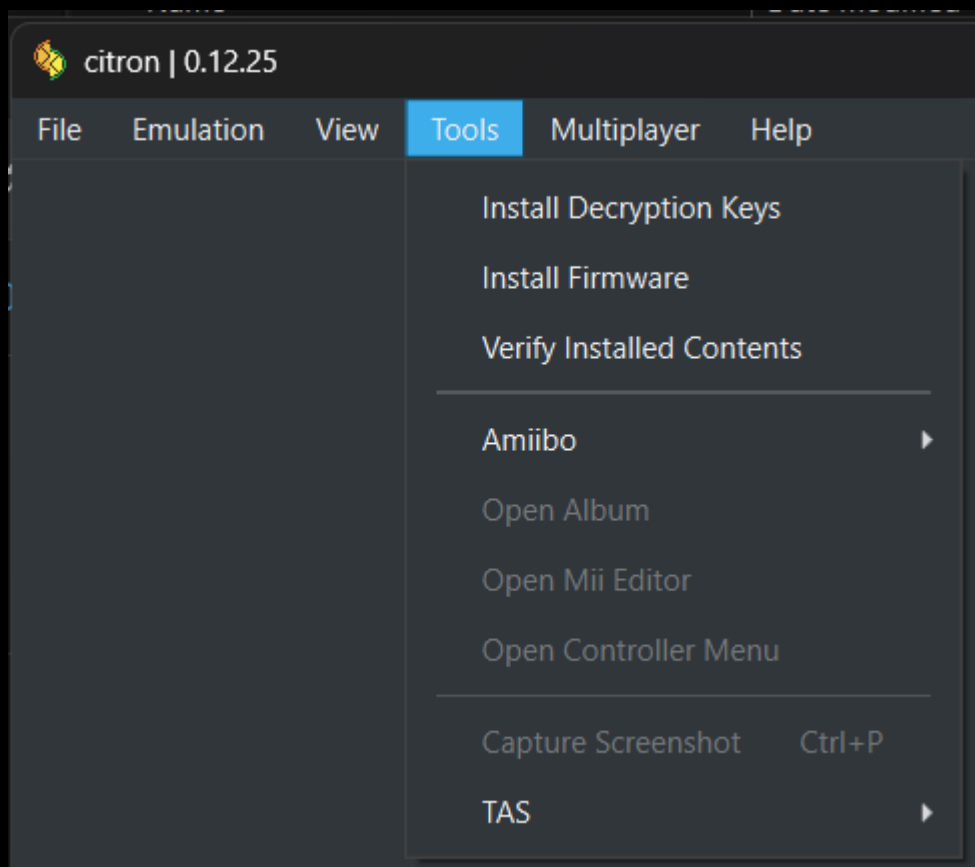
Step 5: See next section to fix that error message.

How to fix Citron Encryption Keys Are Missing

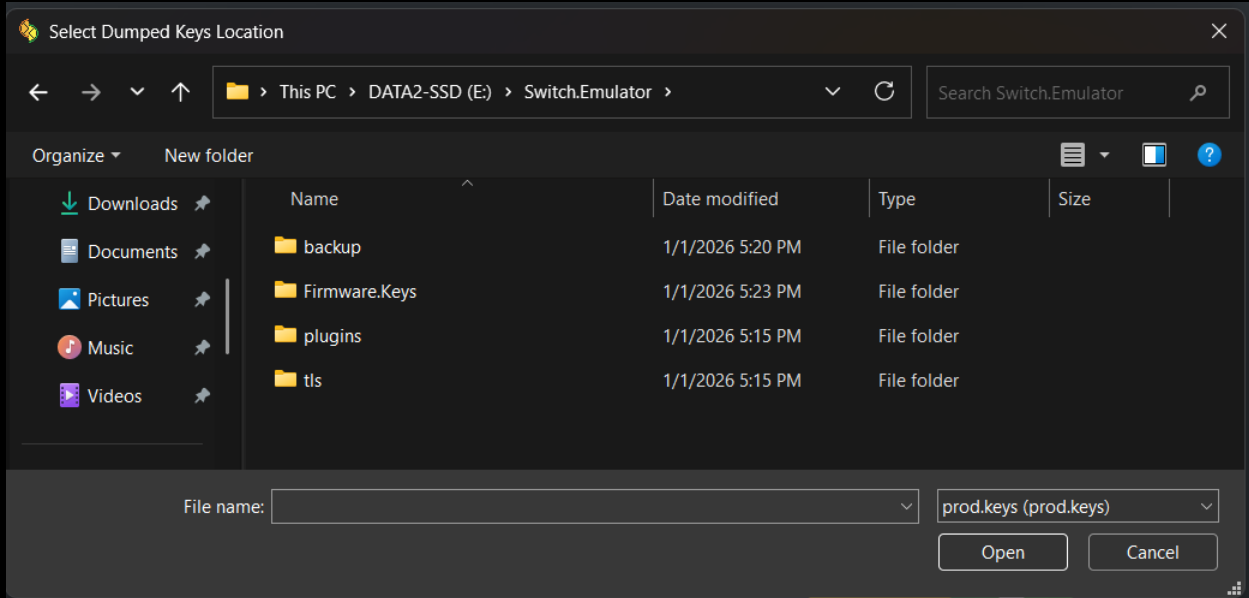
“Citron Encryption Key” is a common error, this error comes only when we do not have Nintendo keys installed of our Citron emulator. Keys are necessary to run any ISO Switch file. These files are changing based on Switch new games.



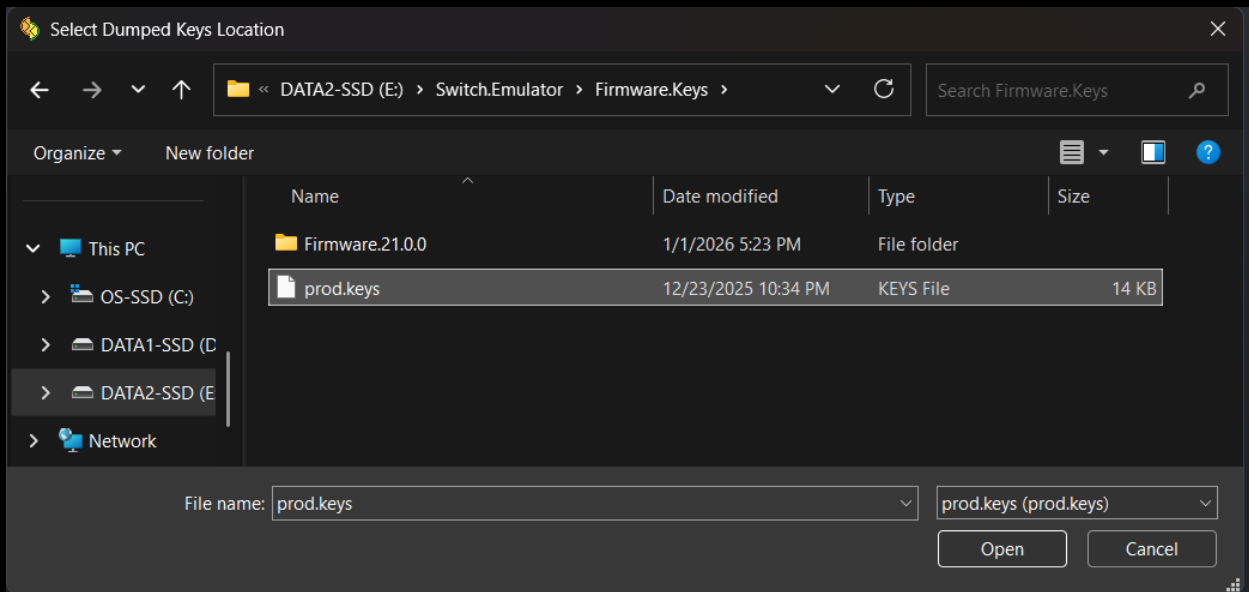
Step 1: Click on “Tools” (top left corner):



Step 2: Click on “Install Decryption Keys”. You should see the Window below.



Step 3: Select the Directory called “Firmware.Keys” and then file called “prod.keys”. Click on open.



Step 4: The message below should be appearing, confirming you are set with Decryption keys.

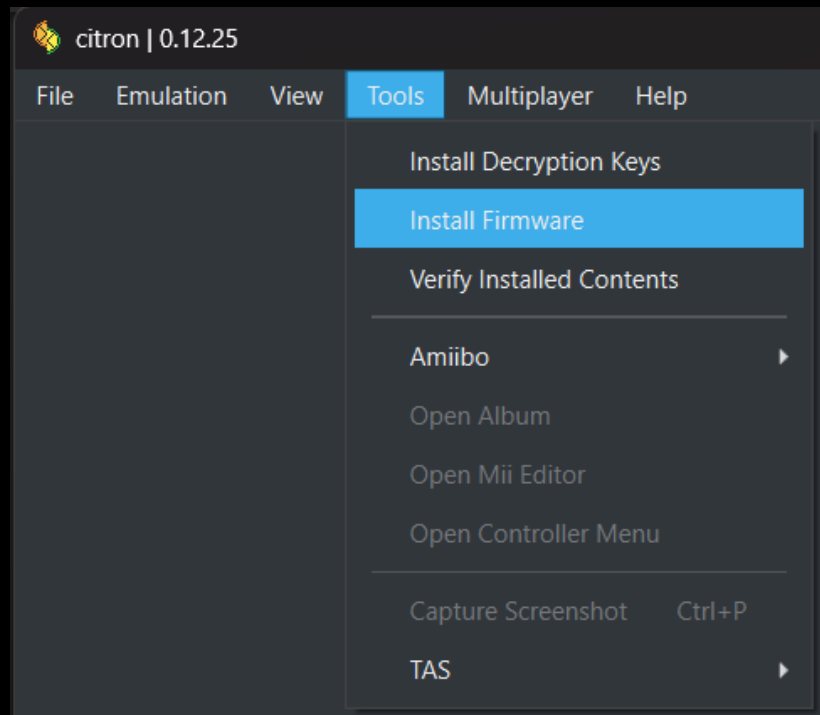


Step 5: Now we need to install Nintendo Firmware. See next section.

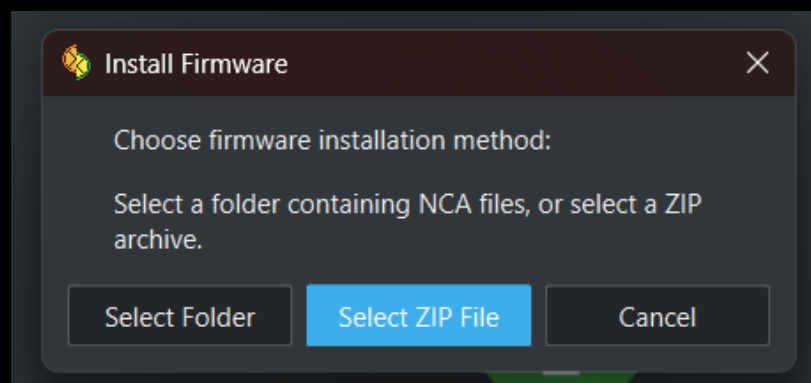
How to fix Citron Firmware is Missing

Citron Firmware missing is a common error, as a Nintendo Switch firmware is necessary to run ISO files.

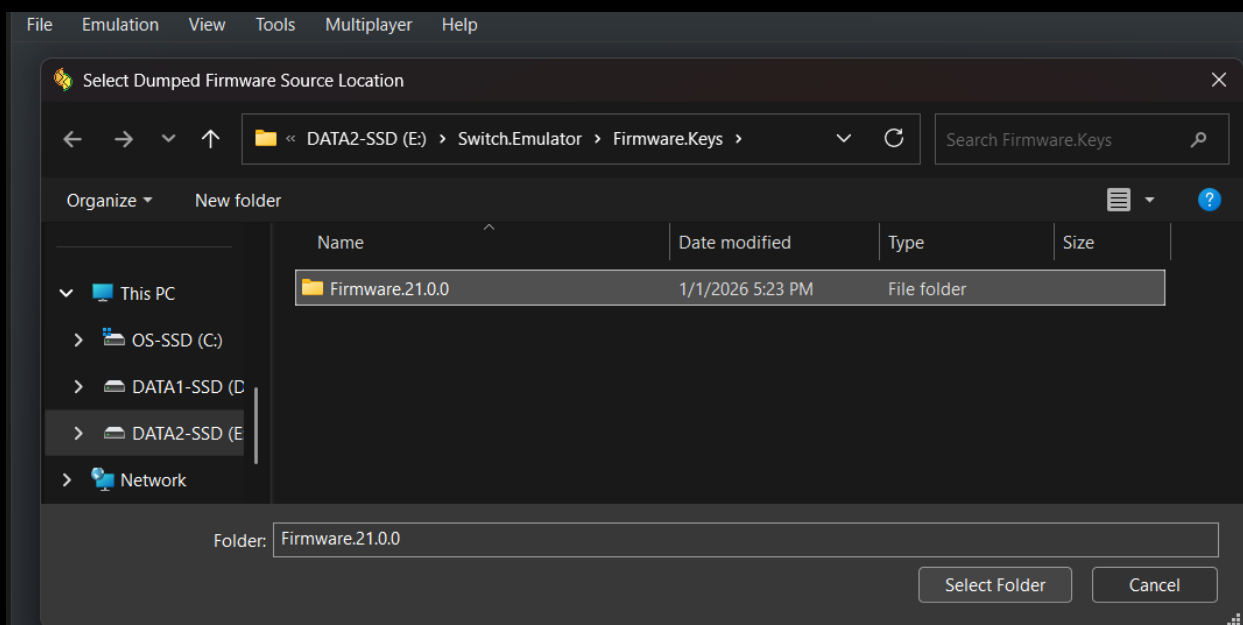
Step 1: Click on “Tools” (top left corner):



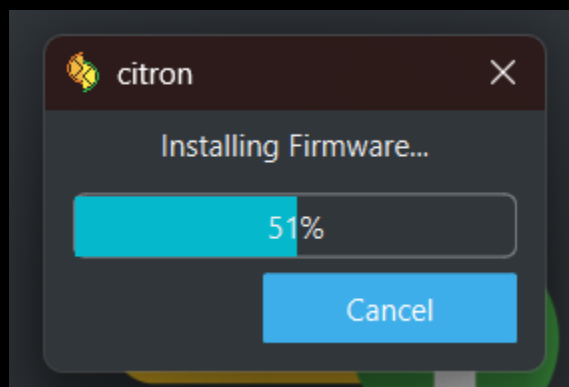
Step 2: Click on “Install Decryption Keys”. You should see the Window below.



Step 3: Select “Select Folder” and click on “Firmware.Keys” and then “Firmware.21.0.0”, finish by “Select Folder”:



A Popup Window should be appearing, like this one:

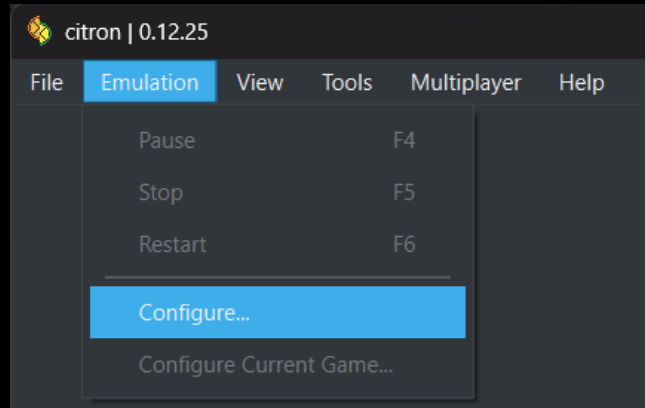


You are all set.

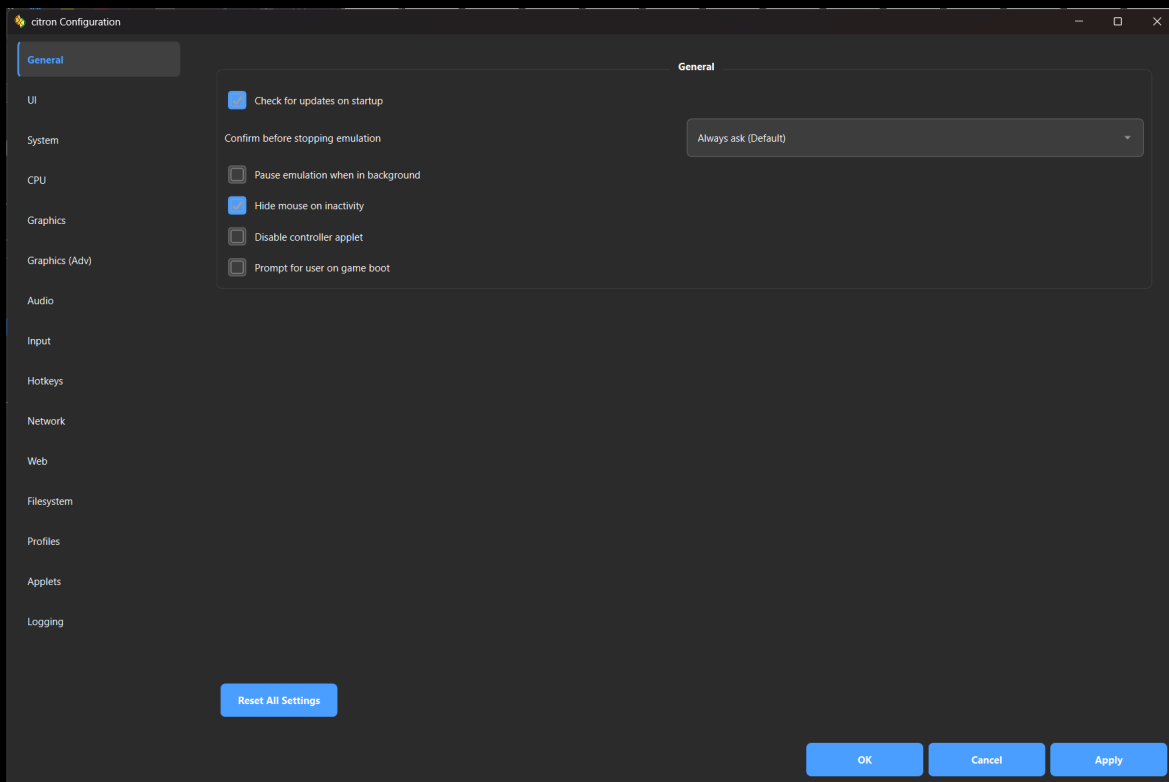
Recommended to Configure Citron Emulator

For a better user experience, let's configure Citron emulator. You must do this before playing any game.

Click on "Emulation" then "Configure":



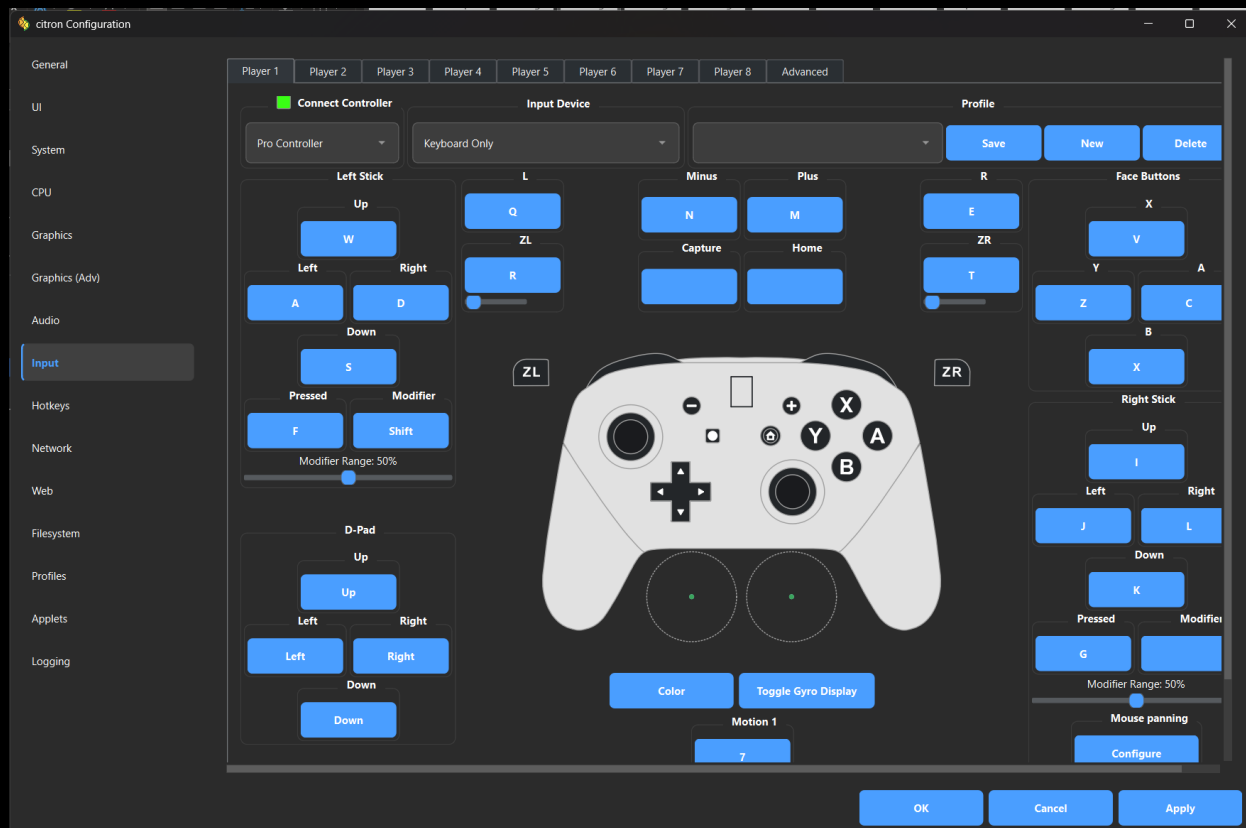
You should see below screen:









You will find many options like “UI”, “General”, “System”, “GPU”, “Graphics”, “Audio”, and “Controls”.

Let’s review some options.

Controls Setting:



In controls, you can connect 6 types of controllers, including:

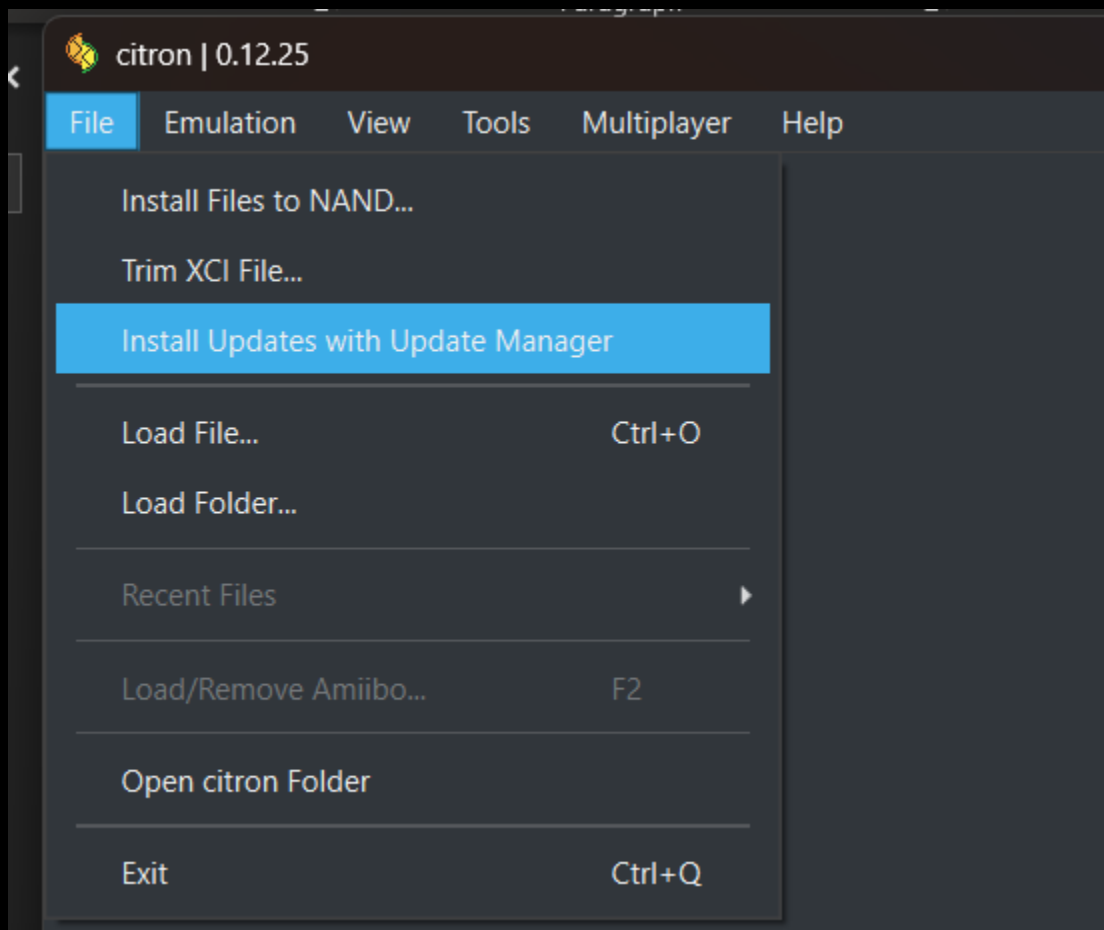
-  Pro Controller
-  Dual Joycons
-  Left Joycons
-  Right Joycons
-  Handheld
-  Gamecube Controller

Whatever controller you have in these, you can connect it with the emulator.

If you want to do the movement of the game through keyword and mouse, then select both keyword/mouse in the input section.

If you have multiple controllers, you can select them here as well. You can also change the colors in the advanced option.

Applied Citron Updated when available:



How to install updated games (incremental version)

Coming on future release.

How to Install/Play Nintendo Switch Game in Citron emulator

To play Nintendo Switch games in Citron emulator, you need to download the game in XCI, NSP and NCA formats.

On YGGtorrent, go to “Jeux Videos” section and select “Nintendo”. Select games for Nintendo switch, most of them start with [Switch].



RÉSULTATS DE RECHERCHE 8 053 RÉSULTATS TROUVÉS

TYPE	NOM	NFO	COMM	AGE	TAILLE	COMPL	SEED	LEECH
NINTENDO	[SWITCH] IGS Classic Arcade Collection Update v1.1.0 NSW-SUXXORS (EU) (NSP)		5	0 2 jours	29.62Mo	37	11	0
NINTENDO	[SWITCH] MX vs ATV All Out 1.0.2 (EU) SuperNSP		1	0 3 jours	7.09Go	51	15	1
NINTENDO	[SWITCH] VISCO Collection Update 1.0.2 (EU) (NSP)		1	0 4 jours	75.94Mo	44	12	0
NINTENDO	[SWITCH] VISCO Collection (v1.0.0) (EU) (NSP)		2	0 4 jours	1.07Go	64	17	0
NINTENDO	[SWITCH] Dunjungle Version 0.99 (EU) (XCI/NSP)		0	0 4 jours	2.00Go	45	12	2
NINTENDO	[SWITCH] Capcom Arcade 2nd Stadium v 1.0.4 + 34 DLC [US] SuperXCI		3	0 5 jours	1.88Go	128	29	1
NINTENDO	[SWITCH] Cast N Chill Version 1.2.0 (EU) (NSP)		0	0 5 jours	544.37Mo	34	7	0
NINTENDO	[SWITCH] Trails in the Sky - First Chapter 1.06 + 74 DLC (EU) (NSP)		0	0 5 jours	9.66Go	106	28	1
NINTENDO	[SWITCH] PICROSS S SNK CLASSICS & NEOGEO edition Version 1.01 (EU) (NSP)		0	0 6 jours	437.22Mo	22	8	0
NINTENDO	[SWITCH] PICROSS S CAPCOM CLASSICS edition Version 1.01 (EU) (NSP)		0	0 6 jours	447.43Mo	40	6	0
NINTENDO	[Switch] Absolum (v1.0.4) (EU) SuperXCI		41	0 7 jours	2.44Go	160	29	0
NINTENDO	[Switch] STAR OCEAN THE SECOND STORY R + 5 DLCs (v1.1.0) (US) SuperXCI		1	0 8 jours	11.90Go	117	28	1
NINTENDO	[Switch] Terminator 2D NO FATE (v1.0.3) (EU) SuperXCI		1	0 8 jours	674.77Mo	163	35	0
NINTENDO	[SWITCH] Capcom Arcade 2nd Stadium (34 DLCs) (EU) (NSP)		0	0 8 jours	397.93Mo	105	24	0
NINTENDO	[SWITCH] Capcom Arcade 2nd Stadium Update 1.0.4 (EU) (NSP)		0	0 8 jours	474.30Mo	82	16	0
NINTENDO	[SWITCH] Capcom Arcade 2nd Stadium (v1.0.0) (EU) (NSP)		4	0 8 jours	1.03Go	110	18	0
NINTENDO	[SWITCH] Terrifier The ARTcade Game Update v1 02 NSW-VENOM (EU) (NSP)		1	0 9 jours	68.48Mo	36	8	0
NINTENDO	[NDS] Magical Starsign (Europe)(Supremacy)		0	0 9 jours	64.00Mo	0	1	0
NINTENDO	[SWITCH] Terrifier The ARTcade Game NSW-VENOM (v1) (EU) (XCI)		1	0 9 jours	1.86Go	48	8	0
NINTENDO	[SWITCH] Bubble Trouble Adventures NSW-SUXXORS (v1.0) (EU) (NSP)		1	0 9 jours	350.84Mo	23	6	0
NINTENDO	[SWITCH] Bubble Trouble 3 NSW-SUXXORS (v1.0) (EU) (NSP)		1	0 10 jours	275.07Mo	24	5	0
NINTENDO	[SWITCH] Bubble Trouble 2 Reubbled NSW-SUXXORS (v1.0) (EU) (NSP)		1	0 10 jours	252.74Mo	21	5	0
NINTENDO	[SWITCH] Bubble Trouble NSW-SUXXORS (v1.0) (EU) (NSP)		1	0 10 jours	247.12Mo	20	2	0
NINTENDO	[SWITCH] BUBBLE SYMPHONY NSW-VENOM (v1.0.2) (EU) (NSP)		1	0 10 jours	561.77Mo	49	11	0
NINTENDO	[SWITCH] BUBBLE BOBBLE Sugar Dungeons Deluxe Contents NSW-VENOM (EU) (NSP)		1	0 10 jours	276.86Mo	53	11	0
NINTENDO	[Switch] BUBBLE.BOBBLE.Sugar.Dungeons.NSW-VENOM (v1.0.2E) (EU) (NSP)		1	0 10 jours	345.38Mo	93	14	0
NINTENDO	[Switch] Super_Mario_Galaxy_2_Update_v1.3.0_NSW-VENOM (EU) (NSP)		3	0 13 jours	215.53Mo	311	53	0
NINTENDO	[Switch] MARVEL_Cosmic_Invasion_Update_v1.0.3_NSW-VENOM (EU) (NSP)		2	0 13 jours	108.76Mo	124	27	0
NINTENDO	[Switch] Super_Mario_Galaxy_Update_v1.3.0_NSW-VENOM (EU) (NSP)		2	0 13 jours	323.48Mo	228	37	0
NINTENDO	[SWITCH] Lets Sing 2026 mit Deutschen Hits (v1.1) (EU) (XCI/NSP)		3	0 14 jours	2.87Go	72	13	0
NINTENDO	[Switch] Minecraft v1.21.131 [EU] SuperXCI		3	0 14 jours	1.56Go	196	35	0
NINTENDO	[Switch] Sonic_Racing_CrossWorlds_Update_v1.22_NSW-VENOM (EU) (NSP)		6	0 14 jours	2.16Go	188	29	0
NINTENDO	[Switch] Minecraft.Update.v1.21.131.NSW-SUXXORS (EU) (NSP)		1	0 14 jours	1.11Go	70	13	0
NINTENDO	[Switch] THE HOUSE OF THE DEAD 2 Remake (v1.0.2) (EU) SuperXCI-MBC		4	0 15 jours	3.51Go	227	31	0
NINTENDO	[Switch] Earthrun (v1.0.1) (EU) SuperXCI-MBC		5	0 15 jours	83.99Mo	170	29	0

For checking compatibility between games and Citron, go to <https://citron-emu.org/>

Section “Compatibility”

CITRON Features Games **Compatibility** Documentation Blog [Join Discord](#) [Download](#)

Current status of Nintendo Homebrew games running on Citron

1,500+
Games Tested

85%
Playable


60%
Perfect

● Perfect - Runs flawlessly with 60 FPS ● Playable - Minor graphics or audio issues ● In-Game - Runs with notable issues
● Unplayable - Major issues prevent gameplay

Game	Status	FPS	Version
The Legend of Zelda: Tears of the Kingdom	Perfect	30-60	1.2.1
Super Mario Bros. Wonder	Perfect	60	1.0.1
Pokémon Scarlet/Violet	Perfect	30-60	3.0.0
Metroid Prime Remastered	Perfect	60	1.0.0
Mario Kart 8 Deluxe	Perfect	60	2.3.1
Animal Crossing: New Horizons	Perfect	30	2.0.6
Xenoblade Chronicles 3	Playable	25-30	2.1.1
Splatoon 3	Playable	60	5.1.0
Fire Emblem Engage	Perfect	30	1.3.0

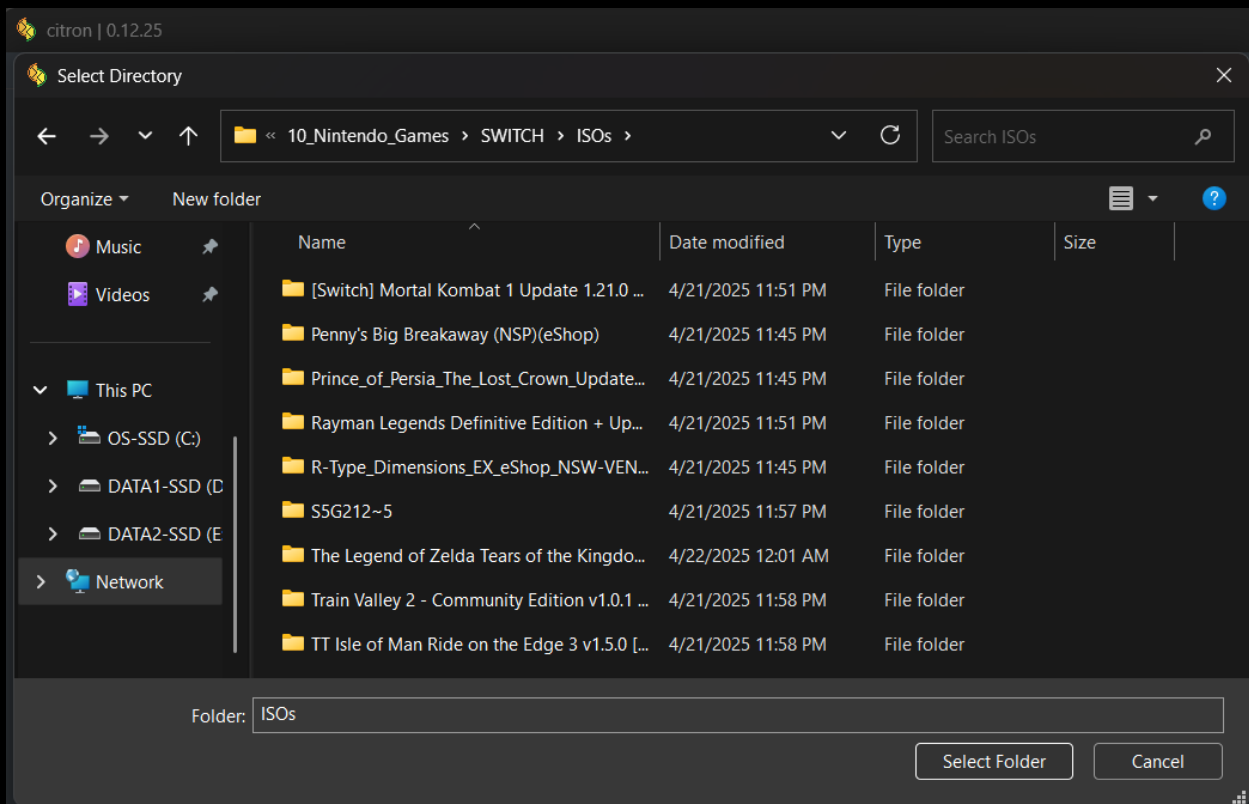
After downloading the game, it has to be moved/copied to a specific folder that you need to define in Citron. See next section.

Step 1: Double on the icon in the middle of the Citron main screen.


















Step 2: Select the game located folder, tap on “Select Folder”.

We are recommending to create a subfolder called ISOs and move all your Nintendo games into it. It could also be a NAS Shared Folder (in my case below).



Step 3: Now you can see that all the games have come on the emulator.

Name	Add-ons	File type	Size	Play time	Online
//192.168.0.15/10_Nintendo_Games/SWITCH/ISOs					
 Bundle Tale: A League of Legends Story 0x010052B01BEC0000	Update (1.062)	XCI	1.9 GiB		N/A
 The Legend of Zelda: Link's Awakening 0x01006BB00C6F0000		XCI	7.4 GiB		N/A
 MARIO & SONIC AT THE OLYMPIC GAMES TOKYO 2020 0x010086000E148000	Update (1.0.1)	XCI	6.4 GiB		N/A
 Mortal Shell 0x0100154019A7C000		XCI	5.0 GiB		N/A
 Bravery and Greed 0x0100F60017D4E000	Update (1.0.1)	XCI	973.7 MiB		N/A
 Kirby Star Allies 0x01007E3006DDA000	Update (3.0.0)	XCI	3.7 GiB		N/A
 Super Mario 3D All-Stars 0x010049900F546000		XCI	7.4 GiB		N/A
 Super Mario Bros. Wonder 0x010015100B514000		XCI	3.5 GiB		N/A
 Luigi's Mansion 3 0x0100DCA0064A6000	Update (1.4.0) DLC (1, 2)	XCI	7.7 GiB		N/A
 The Night of the Rabbit 0x010047300EE38000	Update (2.2.284)	NSP	2.1 GiB		N/A
 STAR OCEAN THE SECOND STORY R 0x010065301A2E0000		XCI	11.4 GiB		N/A
 Oceanhorn 2: Knights of the Lost Realm 0x01006CB010840000		NSP	2.4 GiB		N/A
 Contra: Operation Galuga 0x0100CF401A98E000	DLC (1)	XCI	6.1 GiB		N/A
 Farming Simulator 23 Nintendo Switch Edition 0x01001E3017A10000	Update (1.1.0.0)	XCI	1.3 GiB		N/A
 Pokémon Violet 0x01008F6008C5E000	Update (3.0.1) DLC (1)	XCI	11.1 GiB		Players: 0 Servers: 3

Step 4: Run any game by clicking on it.

What kind of games file will run in Citron emulator?

You can play some Nintendo Switch games in the Citron emulator. In this emulator, you will be able to play games of some formats, that format is here.

-  XCI
-  NSP
-  NCA

There are many games of Nintendo Switch which are compatible with this emulator, so here are the names of all those games.





Game Compatibility List: <https://citron-emu.org/>







This list is NOT exhausted and more games are working in reality. You should perform your own test. That list is in fact updated by the Citron community.

What Systems Is the Citron Emulator Available On?

Citron emulator is currently available on three operating systems Windows, Linux, and Android.

Citron emulator is available for 4 main operating systems.

-  Windows.
-  MacOS.
-  Linux (x84 and ARM platforms).
-  Android.

▼ Downloads	
 Source code (ZIP)	5,330 downloads ⓘ
 Source code (TAR.GZ)	937 downloads ⓘ
 Citron-macOS-stable-01c042048.dmg	4,675 downloads · 6 days ago · 84 MiB
 Citron-windows-stable-01c042048-x64.zip	66,669 downloads · 6 days ago · 32 MiB
 app-mainline-release-8-elite.apk	69,667 downloads · 6 days ago · 24 MiB
 app-mainline-release.apk	94,168 downloads · 6 days ago · 24 MiB
 citron_stable-01c042048-linux-aarch64.AppImage	2,368 downloads · 6 days ago · 147 MiB
 citron_stable-01c042048-linux-x86_64.AppImage	3,831 downloads · 6 days ago · 154 MiB
 citron_stable-01c042048-linux-x86_64_v3.AppImage	3,499 downloads · 6 days ago · 155 MiB
 version.txt	18 downloads · 3 hours ago · 8 B

FAQs – Citron Emulator Guide

Can my PC run Citron emulator?

Yes, your PC can run Citron emulator but your computer should have 8 GB RAM and OpenGL 4.6 capable GPU.

Do you need Microsoft Visual C++ for Citron?










To run Citron emulator, you need to install Microsoft Visual C++ software on your computer.

Is Citron emulator free?

Yes, Citron emulator is an open source and free software, you can install it inside your computer for free.

Links/References:

Yuzu forks overview:

Name	Platform(s)	Latest version(s)	Compatibility	License	Active	Recommended
x86_64						
Eden		v0.0.4 nightly (unofficial) git as-is builds	?	GPLv3	✓	✓
Citron		v0.12.25 git	85% 1275 out of 1500 reported titles.	GPLv3	✓	✓
Sudachi		v1.0.15 v1.0.14 (Linux) v1.0.13 (macOS) git (releases)	?	GPLv3	X	~
Torzu		git (Dark Git) git mirror (NotABug)	?	GPLv3	~	X
Suyu		v0.0.3	?	GPLv3	X	X
ARM64						
Eden		v0.0.4 git mirror (releases) git	?	GPLv3	✓	✓
Citron		v0.12.25 git	85% 1275 out of 1500 reported titles.	GPLv3	✓	✓
Sudachi		v1.0.15 git (releases)	?	GPLv3	X	~
Pomelo	iOS	Official Site git	63.97% 87 out of 136 reported titles.	GPLv3	X	~
Torzu		git (Dark Git) git mirror (NotABug)	?	GPLv3	~	X
Suyu		v0.0.3	?	GPLv3	X	X

Links:

Emulation Wiki:

https://emulation.gametechwiki.com/index.php/Main_Page

Citron Homepage:

<https://citron-emu.org/>

Eden Homepage:

<https://eden-emu.dev/>

Citron depository:

<https://git.citron-emu.org/Citron/Emulator/releases>

Eden depository:

<https://github.com/eden-emulator/Releases/>